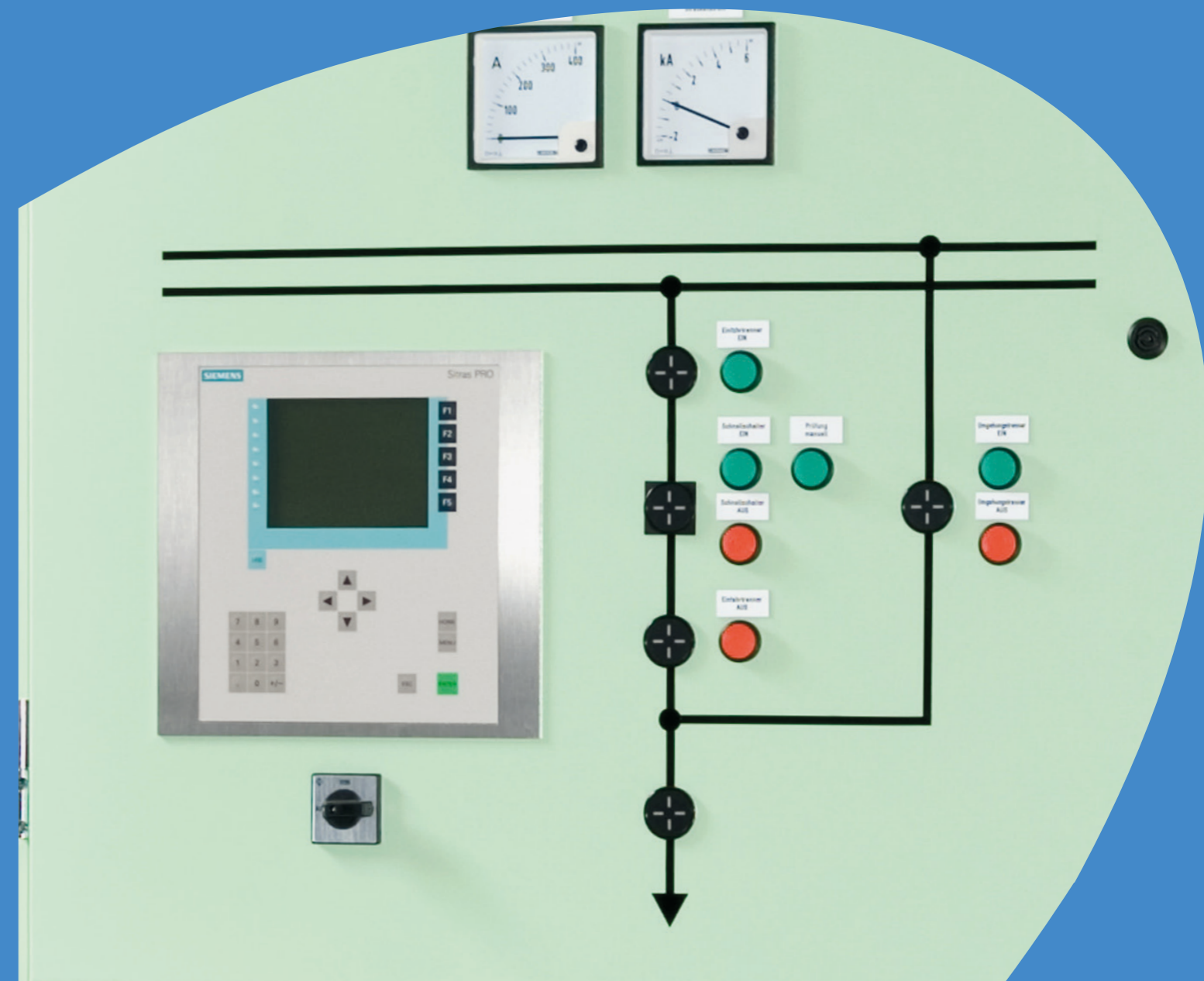





**Elpro**


## RAILWAY TRACTION POWER SYSTEMS DC SWITCHGEAR 1500V



## RECTIFIER PANEL

Technical Data	
Rated Voltage	1500V DC
Rated Insulation Voltage	3600V DC
Rated Short Circuit Current	per branch 14kA/10kA
Rated Short Circuit Duration	200 ms
Degree of Protection	IP2X
Type Test Standard	DIN EN 50328

Design Variants	Dimensions (W x H x D)	
Rated Current DC 3000A (2 x 1500 A DC) With outgoing feeder panel	12 pulse configuration 2 x (B6U)2P	3000 x 2200 x 1300 mm
Rated Current 1500 A DC (2 x 1500 A DC)	12 pulse configuration 2 x (B6U)2P	1500 x 2200 x 1300 mm



## RETURN CIRCUIT

Technical Data	
Rated Voltage	1500V DC
Rated Insulation Voltage	3000V DC
Rated Short Circuit Current	100 kA / 71 kA
Rated Short Circuit Duration	200 ms
Degree of Protection (Front / Roof)	IP4x/2X
Type Test Standard	DIN EN 50123-6

### Design Features

Project specific configuration depending on the number of return feeders and additional built-in components according to customer requirements.

### Dimensions (W x H x D)

800 x 2200 x 1*** mm
1000 x 2200 x 1*** mm



1\*\*\* Depth adjustment according to rectifier configuration or line configuration.

## INCOMER PANEL

Technical Data	
Rated Voltage	1500V DC
Rated Insulation Voltage	3000V DC
Rated Main Busbar Current	7000/5500/3000A DC
Rated Short Circuit Current	100 kA / 71 kA
Rated Short Circuit Duration	200 ms
Degree of Protection	IP3X / IP 2X
Type Test Standard	DIN EN 50123-6

Design Variants	Dimensions (W x H x D)
1 incomer up to 4000 A DC	600 x 2200 x 1*** mm
2 incomers up to 4000 A DC each	800 x 2200 x 1*** mm

1\*\*\* Depth adjustment according to line configuration.



## LINE FEEDER PANEL

Technical Data	
Rated Voltage	1500V DC
Rated Insulation Voltage	3000V DC
Rated Main Busbar Current	7000/5500/3000A DC
Rated Short Circuit Current	100 kA / 71 kA
Rated Short Circuit Duration	200 ms
Degree of Protection	IP3x / IP 2X
Type Test Standard	DIN EN 50123-6

Design Variants			Dimensions (W x H x D)
Rated Feeder Current	2600A DC	Without cable outgoing disconnector	620 x 2200 x 1500 mm
Rated Feeder Current	2600A DC	With cable outgoing disconnector	900 x 2200 x 1500 mm
Rated Feeder Current	4000A DC	Without cable outgoing disconnector	620 x 2200 x 1600 mm
Rated Feeder Current	4000A DC	With cable outgoing disconnector	620 x 2200 x 1600 mm

